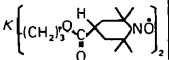
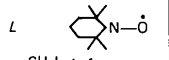

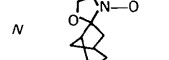
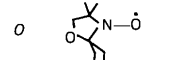


Table 2. 'Short-contact' characteristics (see Fig. 2)

References: (1) Capiomont (1972); (2) Capiomont & Lajz rowicz (1974); (3) Murray-Rust (1974); (4) Moutin, Rassat, Bordeaux & Lajz rowicz (1976); (5) Bordeaux & Lajz rowicz (1974).

	Reference	Φ	D	α_1	α_2	α_3	
K 	(1)	10.2	3.36	143	34	15	NO-CH ₂
L 	(2)	19	3.37	131	49	0	NO-CH ₂
M 	(3)	17	3.34	139.9	35.4	20.2	NO-CH ₃
N 	(4)	7	3.32	171	9	1	NO-CH ₂
O 	(5)	0	3.22	175	5	0	NO-CH ₂

References

- BERLINER, L. J. (1976). *Spin Labelling and Applications*. London: Academic Press.
- BORDEAUX, D. & LAJZ ROWICZ, J. (1974). *Acta Cryst.* **B30**, 2130-2132.
- CAPIOMONT, A. (1972). *Acta Cryst.* **B28**, 2298-2301.
- CAPIOMONT, A. (1973). *Acta Cryst.* **B29**, 1720-1722.
- CAPIOMONT, A., CHION, B., LAJZ ROWICZ, J. & LEMAIRE, H. (1974). *J. Chem. Phys.* **60**(6), 2530-2535.
- CAPIOMONT, A. & LAJZ ROWICZ, J. (1974). *Acta Cryst.* **B30**, 2160-2166.

- CHION, B. & LAJZ ROWICZ, J. (1975). *Acta Cryst.* **B31**, 1430-1435.
- CHION, B. & LAJZ ROWICZ, J. (1978). *Cryst. Struct. Commun.* **7**, 395-398.
- CHION, B., LAJZ ROWICZ, J., COLLET, A. & JACQUES, J. (1976). *Acta Cryst.* **B32**, 339-344.
- CHION, B. & THOMAS, M. (1975). *Acta Cryst.* **B31**, 472-473.
- ELLINGER, Y., SUBRA, R., BERTHIER, G. & TOMASI, J. (1975). *J. Phys. Chem.* **79**, 2440-2443.
- ENDO, K., KNUETTEL, B., MORISHIMA, I., INUBUSHI, T. & YONEZAWA, T. (1975). *Chem. Phys. Lett.* **31**(2), 387-391.
- LAJZ ROWICZ, J. (1968). *Acta Cryst.* **B24**, 196-199.
- MACCONNEL, H. M. (1968). *Structural Chemistry and Molecular Biology*, pp. 117-149. San Francisco: Freeman.
- MORISHIMA, I., ENDO, K. & YONEZAWA, T. (1971). *Chem. Phys. Lett.* **9**(2), 143-146.
- MORISHIMA, I., ISHIHARA, K., TOMISHINA, K., INUBUSHI, T. & YONEZAWA, T. (1975). *J. Am. Chem. Soc.* **97**(10), 2749-2756.
- MOUTIN, M., RASSAT, A., BORDEAUX, D. & LAJZ ROWICZ, J. (1976). *J. Mol. Struct.* **31**, 275-282.
- MURRAY-RUST, P. (1974). *Acta Cryst.* **B30**, 1368-1370.
- ROSANTSEV, E. G. (1970). *Free Nitroxyl Radicals*. New York, London: Plenum.
- SHIBAEVA, R. P. (1974). *J. Struct. Chem.* **15**(5), 948-952.
- SYSEVA, N. A., KARMILOV, A. Y. & BUCHACHENKO, A. L. (1975). *Chem. Phys.* **7**, 123-129.
- TALBERG, H. J. & OTTERSEN, T. (1975). *J. Mol. Struct.* **29**, 225-231.
- TURLEY, J. W. & BOER, F. P. (1972). *Acta Cryst.* **B28**, 1641-1644.
- VEYRET, C. & BLAISE, A. (1973). *Mol. Phys.* **25**(4), 873-882.
- WETHERINGTON, J. B., AMENT, S. & MONCRIEFF, J. W. (1974). *Acta Cryst.* **B30**, 568-572.

International Union of Crystallography

Acta Cryst. (1980). **B36**, 1000

Commission on Crystallographic Apparatus

IUCr X-ray Attenuation Project

At the International Union of Crystallography Congress which was held in Warsaw in 1978, the Commission on Crystallographic Apparatus decided that there was a need to evaluate the techniques for the measurement of X-ray attenuation coefficients. A committee was set up to organize the project, and planning for the project is now well advanced.

It is the aim of the organizing committee to encourage the participation in the project of laboratories using a diverse range of techniques of measurement. For example, sources of incident X-ray beams which are to be used range from synchrotron radiation sources to radio-isotope sources. A diverse range of detection systems are also to be used.

All laboratories participating in the project will receive standard specimens from the project organizers and will be required to answer detailed questions about their equipment, techniques of measurement and their analysis of the experimental results. The first specimen will be silicon. Later specimen sets will include germanium, magnesium and pyrolytic graphite.

Any laboratory interested in participating in the project should contact: Dr D. C. Creagh, Chairman, IUCr X-ray Attenuation Project, Physics Department, Royal Military College, Duntroon, ACT 2600, Australia.